

WARRANTY

5 YEARS

CE

Made in France



BLUE WAYUP

Fixed Base



BLUE WAYUP

With Mechanical Opening Legs



BLUE WAYUP PLUS

With Electrical Opening Legs



BLUE WAYUP RANGE

AN ECONOMICAL RANGE FOR ALL BUDGETS

The BLUE WAYUP range is a made in France entry-level line which has been specially designed for the budget conscious without compromising on quality and attention to detail.

Declined in 3 different versions (fixed base or mechanical or electrical opening), the devices are equipped with all the features of a premium stand-up lift in order to safely transfer a patient from a bed, a comfort chair, a toilet seat or a wheelchair.

A patented movement to stimulate the patient.

The BLUE WAYUP range allows the patient to reach a standing position with one fast and efficient lifting movement during a transfer in a similar way than the WAYUP.

The devices contribute to the stimulation of the patient by activating the chest area and supporting the lack of muscle tone in the lower body along with a 150 kg weight capacity providing a safe transfer solutions for homecare.



As an option, a lithium battery (page 25) is available to enhance the use of the device.

YouTube

SCAN
to watch

DEMONSTRATION VIDEO

YouTube
SCAN
to watch



BLUE WAYUP

Fixed Base

Extremely compact with its 59 cm base and easy to handle, it is made for confined spaces, allowing easy access for the caregiver to perform a change during the toilet.



KEY FEATURES



Fixed handles for a tight grip



Foam shin block for a comfortable support



Ball bearing castors for a better maneuverability

OPTIONS



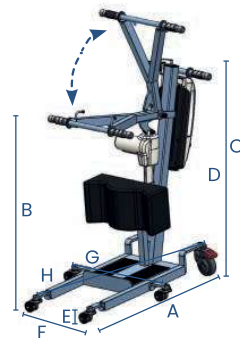
Lithium Battery for more efficiency:
- up to 312 cycles
- 2 years warranty



Calf Strap to secure the legs

TECHNICAL DATA

- A. Total length: 94 cm
- B. Minimum lifting height: 79 cm
- C. Maximum lifting height: 123 cm
- D. Total height: 95 cm
- E. Frame height: 8 cm
- F. Minimum base width: 29,5 cm
- G. Maximum base width: 59 cm
- H. Turning diameter: 90 cm



REFERENCES

With standard battery	WAYUPBLUE-PF
With lithium battery	WAYUPBLUE-LI-PF

BLUE WAYUP

With Mechanical Opening Legs

Its mechanical opening base legs (up to 88 cm) provides an optimal ease of access to armchairs or wheelchairs users combined with its removable platform to easily transform it into a walking aid for patients.



REFERENCES	With standard battery	WAYUPBLUECP-PF
	With lithium battery	WAYUPBLUECP-LI-PF



DEMONSTRATION VIDEO

YouTube
SCAN to watch

KEY FEATURES



Fixed handles for a tight grip



Foam shin block for a comfortable support



Removable platform to use the device as a walking aid

OPTIONS



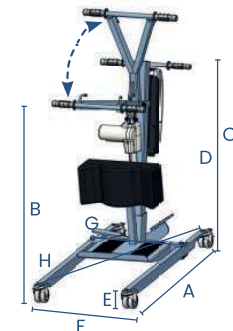
Lithium Battery for more efficiency:
- up to 312 cycles
- 2 years warranty



Calf Strap to secure the legs

TECHNICAL DATA

- A. Total length: 100 cm
- B. Minimum lifting height: 84 cm
- C. Maximum lifting height: 128 cm
- D. Total height: 98 cm
- E. Frame height: 11 cm
- F. Minimum base width: 57 cm
- G. Maximum base width: 88 cm
- H. Turning diameter: 112 cm



DEMONSTRATION VIDEO



BLUE WAYUP PLUS

With Electrical Opening Legs

Its electrical opening legs (up to 81 cm) provides with a minimal effort for the caregiver a better lifting comfort for the patient.

In addition to its removable platform which transforms the device as walking aid, it is equipped with our premium control box and 100 mm double ball bearings castors for an enhanced mobility.



KEY FEATURES



Premium control box for an enhanced use



Foam shin block for a comfortable support



Removable platform to use the device as a walking aid

OPTIONS



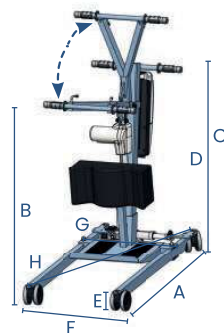
Lithium Battery for more efficiency:
- up to 312 cycles
- 2 years warranty



Calf Strap to secure the legs

TECHNICAL DATA

- A. Total length: 100 cm
- B. Minimum lifting height: 84 cm
- C. Maximum lifting height: 128 cm
- D. Total height: 100 cm
- E. Frame height: 11,5 cm
- F. Minimum base width: 57 cm
- G. Maximum base width: 81 cm
- H. Turning diameter: 112 cm



REFERENCES

With standard battery	WAYUPBLEP+-E-PF
With lithium battery	WAYUPBLEP+-E-LI-PF